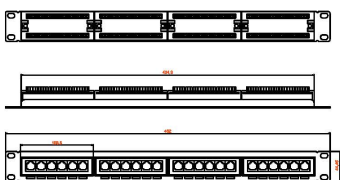



UTP CAT.5E&CAT.6 PATCH PANEL

Specification:

- 19" x1.75" (1U) / 3.5" (2U)
- 12/16/24/32/48 Ports available
- Meet ANSI/TIA/EIA 568B.2, ISO/IEC 11801&EN50173
- 24 or 48 x Unshielded RJ45 Jacks
- Jack: RJ45 8P8C 3-50 micro inches gold plating over nickel plated on contact area
- IDC:PC UL94V-0, white color . 110/Krone/110&Krone Dual Use IDC available
- Accept 22-26AWG solid wire
- Support T568A&T568B wiring guidelines
- 19" metal plate housing, black color painting
- With support hole for cable ties



Order Information:

Part No	Description
C5U8BBH24	19" UTP Cat.5e Patch panel, 24Ports, 110 IDC
C5U8BBK24	19" UTP Cat.5e Patch panel, 24Ports, Krone IDC
C5U8BBD24	19" UTP Cat.5e Patch panel, 24Ports, Dual IDC
C5U8BBH48	19" UTP Cat.5e Patch panel, 48Ports, 110 IDC
C5U8BBK48	19" UTP Cat.5e Patch panel, 48Ports, Krone IDC
C5U8BBD48	19" UTP Cat.5e Patch panel, 48Ports, Dual IDC
C5U8CBD24	19" UTP Cat.5e Patch panel, 24Ports, Colorful Bezel, Dual IDC
C5U845D24	19" UTP Cat.5e Patch panel, 24Ports, 45 degree Bezel, Dual IDC
C6U8BBH24	19" UTP Cat.6 Patch panel, 24Ports, 110 IDC
C6U8BBK24	19" UTP Cat.6 Patch panel, 24Ports, Krone IDC
C6U8BBD24	19" UTP Cat.6 Patch panel, 24Ports, Dual IDC
C6U8BBH48	19" UTP Cat.6 Patch panel, 48Ports, 110 IDC
TPX36-C6H48	19" UTP Cat.6 Patch panel, 48Ports, Krone IDC
TPX30-C6AD48BR	19" UTP Cat.6A Patch panel, 48Ports, Dual IDC

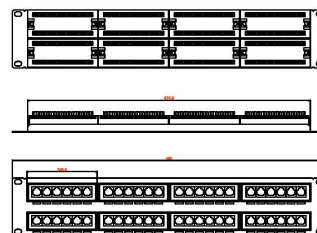
Remark: Back Bar and Colorful IDC Optional



UTP CAT.5E&CAT.6 PATCH PANEL (LABEL MARK STYLE)

Specification:

- 19" x1.75" (1U) / 3.5" (2U)
- 12/16/24/32/48 Ports available
- Meet ANSI/TIA/EIA 568B.2, ISO/IEC 11801 & EN50173
- 24 or 48 x Unshielded RJ45 Jacks
- Jack: RJ45 8P8C 3-50 micro inches gold plating over nickel plated on contact area
- IDC:PC UL94V-0, white color . 110/Krone/110 & Krone Dual Use IDC available
- Accept 22-26AWG solid wire
- Support T568A & T568B wiring guidelines
- 19" metal plate housing, black color painting
- With support hole for cable ties



Order Information:

Part No	Description
C5U8LMH24	19" UTP Cat.5e Patch panel, 24Ports, 110 IDC
C5U8LMK24	19" UTP Cat.5e Patch panel, 24Ports, Krone IDC
C5U8LMD24	19" UTP Cat.5e Patch panel, 24Ports, Dual IDC
C5U8LMH48	19" UTP Cat.5e Patch panel, 48Ports, 110 IDC
C5U8LMK48	19" UTP Cat.5e Patch panel, 48Ports, Krone IDC
C5U8LMD48	19" UTP Cat.5e Patch panel, 48Ports, Dual IDC
C6U8LMH24	19" UTP Cat.6 Patch panel, 24Ports, 110 IDC
C6U8LMK24	19" UTP Cat.6 Patch panel, 24Ports, Krone IDC
C6U8LMD24	19" UTP Cat.6 Patch panel, 24Ports, Dual IDC
C6U8LMH48	19" UTP Cat.6 Patch panel, 48Ports, 110 IDC
TPX36-C6H48B	19" UTP Cat.6 Patch panel, 48Ports, Krone IDC
TPX30-C6AD48BR	19" UTP Cat.6A Patch panel, 48Ports, Dual IDC

Remark: Back Bar and Colorful IDC Optional

